

3610

INSULATED SANDWICH

doorLink
Manufacturing, Inc.®

3 LAYER
SANDWICH CONSTRUCTION

TRADITIONAL RAISED PANEL



3610

PAINT

1.0
MIL

EFFICIENCY

10.25
R-VALUE

INTERIOR

STEEL
SKIN

2" thick insulated steel sandwich panel constructed of top quality materials. Highly detailed raised panel, deep woodgrain texture, and two coat prefinished paint system all combine to enhance the beauty of your home.

Configure your door on our website at

www.DoorLinkMfg.com

TRADITIONAL RAISED PANEL

STANDARD FEATURES

26 GAUGE METAL

Hot dipped galvanized steel construction provides superior strength and durability.

1.0 MIL PAINT SYSTEM

Includes .25 mil rust inhibiting primer and .75 mil exterior top coat that resists fading and chalking while providing consistent color from panel to panel, and long life.

20 GAUGE HOT DIPPED STEEL HINGE PLATES

Galvanized steel hinge plates run the full height of each section at all hinge locations to facilitate the attachment of hinges, handles, struts and step plates.

TONGUE AND GROOVE MEETING RAILS

For superior strength and better sealing against wind, rain and snow.

RIGID ALUMINUM RETAINER

Provides added strength while securing replaceable u-shaped bottom weatherstrip to help keep the elements out.

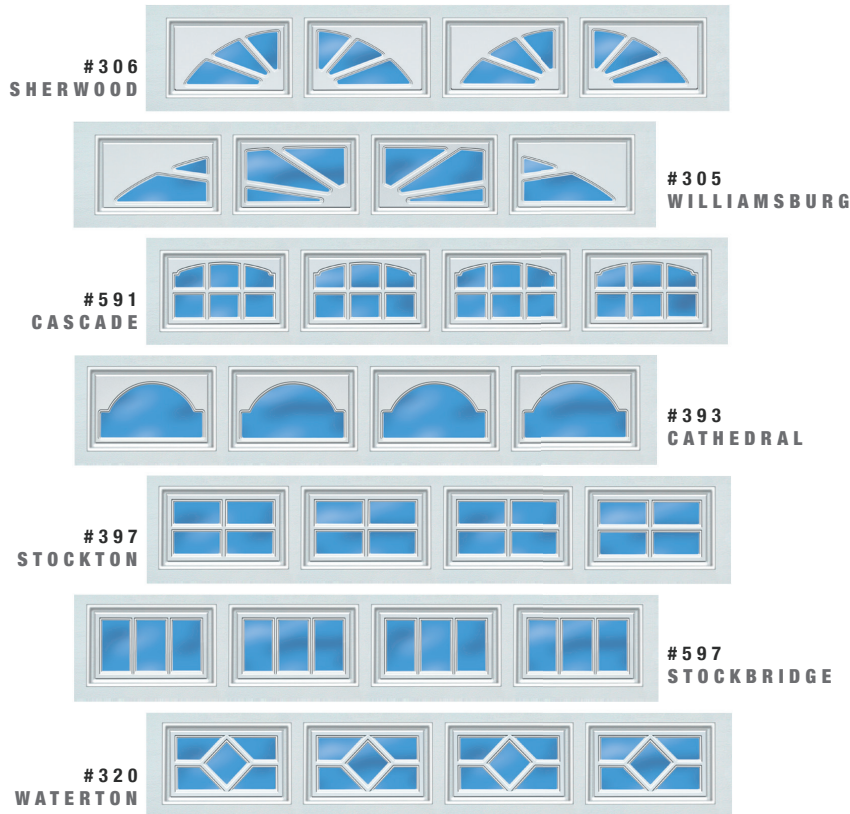
R VALUE 10.25 INSULATION

Sandwich type construction with polystyrene insulation pressure bonded between two sheets of 26 gauge hot dipped galvanized steel enhances your home's energy savings, makes your door operation quieter, and reduces exterior noise in your garage.

CFC FREE EXPANDED POLYSTYRENE

Environmentally friendly insulation that will not degrade with vibration or time.

AVAILABLE WINDOWS



NOT ALL GLAZING OPTIONS MAY BE AVAILABLE FROM ALL DISTRIBUTORS.

SIZES AVAILABLE

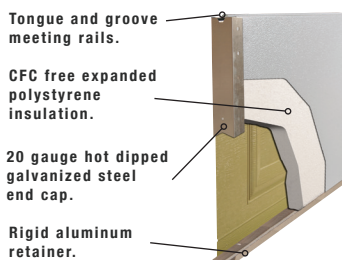
DOOR WIDTH	PANELS WIDE	HEIGHTS AVAILABLE: 6'6" 6'9" 7'0" 7'6" 7'9" 8'0"
8', 9'	□ □ □ □	
10'	□ □ □ □ □	
12'	□ □ □ □ □ □	
14', 15'	□ □ □ □ □ □ □	
16', 17', 18'	□ □ □ □ □ □ □ □	
20', 22'	□ □ □ □ □ □ □ □ □	
24'	□ □ □ □ □ □ □ □ □ □	

COLORS

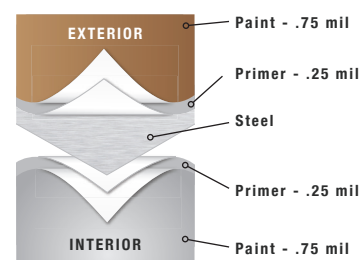


BROCHURE COLOR MAY VARY FROM ACTUAL PRODUCT.

CONSTRUCTION



PAINT LAYERS



Your Local Authorized Dealer:

To view this product online:

