



Raised Panel Steel Series






R-values by models	
2255/4255	3.56
2251/4251	7.94
2241/4241	7.94
2283/4283	9.65
2206/4206	13.40
2216/4216	17.19



C.H.I. Raised Panel Steel Series

Raise the standard.

Add depth to your door design with C.H.I.'s raised panel design, available in both short and long panel options. The raised panels start with a recessed edge, but the interior surface of each panel is brought slightly forward, adding just a hint of definition to a classic door design.



C.H.I. Raised Panel Steel Series

Model numbers beginning with 22 are short panel and 42 are long panel.



Short Panel



Long Panel

MODEL INSULATIONS



Non-Insulated

- Models: 2250/4250 and 2240/4240
- R-value n/a



9/16" CFC Free Polystyrene with vinyl back

- Models: 2255/4255
- R-value 3.56



1-3/8" CFC Free Polystyrene with vinyl back

- Models: 2251/4251 and 2241/4241
- R-value 7.94



1-13/16" CFC Free Polystyrene with steel back

- Models: 2283/4283
- R-value 9.65



1-3/8" CFC Free Urethane with steel back

- Models: 2206/4206
- Thermally-broken
- R-value 13.40



1-7/8" CFC Free Urethane with steel back

- Models: 2216/4216
- Thermally-broken
- R-value 17.19

■ **OPTIONS**

Short Panel Window Inserts



Sherwood



Stockton



2-4 Piece Sunburst



Cascade



8 Piece Sunburst



Cathedral



7 Piece Sunburst



Mission



6 Piece Sunburst



Waterton



5 Piece Sunburst

Long Panel Window Inserts



Sherwood



Stockton



Cascade



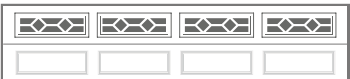
2-2 Piece Arched Stockton



Mission



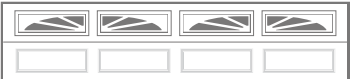
4 Piece Arched Stockton



Waterton



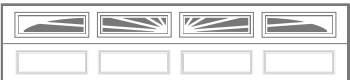
Madison



2-2 Piece Sunburst



2-2 Piece Arched Madison



4 Piece Sunburst



4 Piece Arched Madison



3 Piece Sunburst

Colors²

White

Almond

Sandstone

Brown

Bronze

Gray

Evergreen

Desert Tan

Black

Glass⁴

Short/Long



Plain



Obscure



Tinted



Glue Chip



Frosted


Designer Glass

Short


Long




Temple



Florence

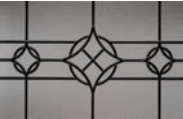


Hampton

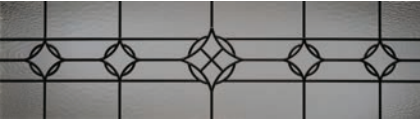


Short

Long



Newport



Hawthorne [platinum or brass caming]



Somerset [platinum or brass caming]



Accents Woodtones²

Cedar

Mahogany

Light Oak

Dark Oak


SPECIFICATIONS

Product	2250/4250	2251/4251	2255/4255	2240/4240	2241/4241	2283/4283	2206/4206	2216/4216
Section Joint	Tongue and groove	Tongue and groove	Tongue and groove	Tongue and groove	Tongue and groove	Tongue and groove	Thermally-broken tongue and groove	Thermally-broken tongue and groove
Section Thickness	2"	2"	2"	2"	2"	2"	1.5"	2"
Section Material	Steel	Steel	Steel	Steel	Steel	Steel	Steel	Steel
Insulation	—	1-3/8" cfc [chlorofluorocarbon] free polystyrene with vinyl back	9/16" cfc free polystyrene with vinyl back	—	1-3/8" cfc free polystyrene with vinyl back	1-13/16" cfc free polystyrene with steel back	1-3/8" cfc free urethane with steel back	1-7/8" foam injected cfc free urethane with steel back
R-value ¹	—	7.94	3.56	—	7.94	9.65	13.40	17.19
Windbreaker Series	Available	Available	—	Available	Available	Available	—	Available
Impact Series	Available	Available	—	Available	Available	Available	—	Available

Options								
Window Inserts	Cathedral, mission, cascade, waterton, sherwood, sunburst, stockton, arched stockton ³ , madison ³ , arched madison ³							
Glass ⁴	1/8" - Plain ⁵ , obscure, tinted, glue chip, frosted	1/8" - Plain ⁵ , obscure, tinted, , glue chip, frosted	1/8" - Plain ⁵ , obscure, tinted, glue chip, frosted	1/8" - Plain ⁵ , obscure, tinted, glue chip, frosted	1/8" - Plain ⁵ , obscure, tinted, glue chip, frosted	1/8" & 7/16" - Plain ⁵ , obscure, tinted, glue chip, frosted	1/8" & 7/16" - Plain ⁵ , obscure, tinted, glue chip, frosted	1/8" & 7/16" - Plain ⁵ , obscure, tinted, glue chip, frosted
Designer Glass	—	—	—	—	—	Hawthorne, somerset, newport, hampton, temple, florence	Hawthorne, somerset, newport, hampton, temple, florence	Hawthorne, somerset, newport, hampton, temple, florence
Colors ²	White, almond, sandstone, brown, desert tan	White, almond, sandstone, brown, desert tan	White, almond, sandstone, brown, desert tan	White, almond, sandstone, brown, evergreen	White, almond, sandstone, brown, evergreen	White, almond, sandstone, brown, evergreen, gray bronze, desert tan	White, almond, sandstone	White, almond, sandstone, brown, evergreen, bronze, desert tan, black
Accents	—	—	—	—	—	Images, MLB™, Woodtones	—	Images, MLB™, Woodtones
Appearance and Endurance Package	—	—	—	—	—	Available	Available	Available


Warranty								
Sections	Limited Lifetime Warranty	Limited Lifetime Warranty	Limited Lifetime Warranty	Limited Lifetime Warranty	Limited Lifetime Warranty	Limited Lifetime Warranty	Limited Lifetime Warranty	Limited Lifetime Warranty
Hardware	3-years	3-years	3-years	6-years	6-years	6-years	6-years	6-years
Springs	3-years for doors up to 8' high	3-years for doors up to 8' high	3-years for doors up to 8' high	3-years for doors up to 8' high	3-years for doors up to 8' high	3-years for doors up to 8' high	3-years for doors up to 8' high	3-years for doors up to 8' high

1 R-value testing is in accordance with ASTM C518 standards. 2 Refer to your local C.H.I. dealer for exact color match. 3 Available in the long panel models only. 4 Textured or tinted glass lets in light while obscuring vision and improves the natural beauty of your home. 5 Also available as 1/8" polycarbonate. MLB™ Major League Baseball trademarks and copyrights are used with permission of Major League Baseball Properties, Inc. MLB™ Accents option is available only in the USA.




Windbreaker and Impact Series

Wind can be unpredictable and destructive. This is why C.H.I. Windbreaker Series and iSeries doors are designed, tested, and built to the most rugged specifications. Wind chamber tested to ensure wind-load resistance, these extra-sturdy designs provide enhanced defense against the elements.



Accents Images

Make your new garage door stand out with an Accents Image from C.H.I. Precisely made to be vibrant, detailed and sharp, each Image accurately portrays vivid, true-to-life colors. Choose from multiple Images to accentuate your lifestyle.



Appearance and Endurance Package

With the Appearance Package your garage door will come equipped with all hardware, including struts and tracks, powder coated white. While the Endurance Package includes 25,000 cycle springs, a Lifetime Warranty to the original homeowner on all hardware and springs, plus the Appearance Package.



Ask Your Door Professional at:



C.H.I. Overhead Doors | 1485 Sunrise Drive | Arthur, IL 61911 | USA
chiohd.com

Sandstone Long Panel